

⚡ Specifications

Nominal Voltage(V)

12V

Nominal Capacity

20 hour rate	(1.0A	to	10.50V)	20Ah
5 hour rate	(3.4A	to	10.20V)	17Ah
1 hour rate	(11A	to	9.60V)	11Ah
1 C	(20A	to	9.60V)	10.67Ah

Weight

Approx. 6.7kg(14.74Lbs.)

Internal Resistance (at 1KHz)

Approx. 8 mΩ

Maximum Discharge Current for

5 seconds:300A

Charging Methods at 25°C(77°F)

Cycle use:	
Charging Voltage	13.8 to 14.4V
Coefficient	-5.0mV/°C/cell
Maximum Charging Current :	6A
Standby use:	
Float Charging Voltage	13.5 to 13.8V
Coefficient	-3.0mV/°C/cell

Operating Temperature Range

Charge	-15°C(5°F)	to	40°C(104°F)
Discharge	-15°C(5°F)	to	50°C(122°F)
Storage	-15°C(5°F)	to	40°C(104°F)

Charge Retention (shelf life) at 20°C(68°F)

1 month	97%
3 month	92%
6 month	85%

Case Material

ABS UL94 HB
Option: Flammability resistance of (UL94 V-0)

Design Life

EUROBAT(20°C): 3-5 YEARS STANDARD COMMERCIAL

Terminal

F8

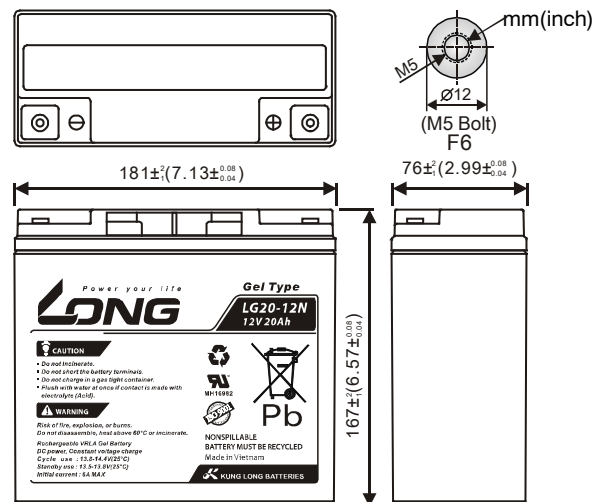


⚡ Dimensions

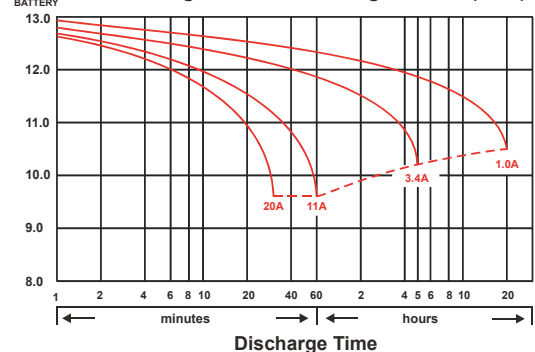
Length (L)	181 ± 2 (7.13 ± 0.08)
Width (W)	76 ± 2 (2.99 ± 0.08)
Height (H)	167 ± 2 (6.57 ± 0.08)
Overall Height (HT)	167 ± 2 (6.57 ± 0.08)

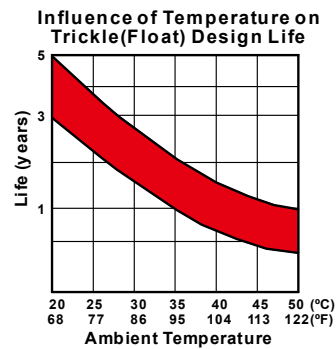
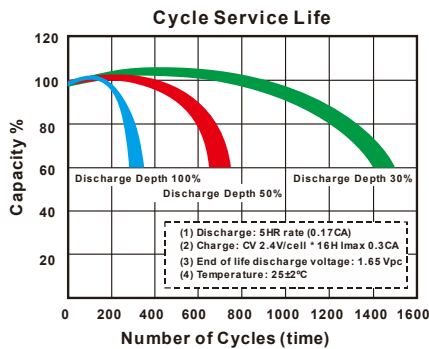
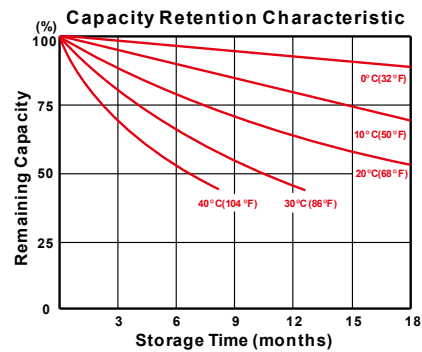
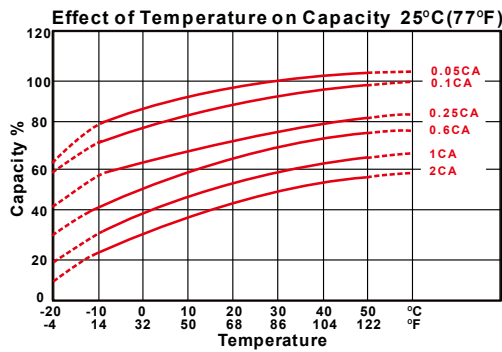
Description of torque value of hardware for the terminals:

Recommended torque value M5: 4 N-m (41kgf-cm)
Maximum allowable torque value M5: 6 N-m (61kgf-cm)



(V) FOR 12V BATTERY Discharge Time VS. Discharge Current (25°C)





- PERFORMANCE DATA

Discharge Rates in Watts to Various End Voltages at 25°C(77°F)

Time	End Voltage	1.85V	1.80V	1.75V	1.70V	1.67V	1.65V	1.60V
5	min	101	121	132	139	141	143	145
10	min	75.3	85.9	93.0	95.2	96.3	97.5	99
15	min	63.5	71.0	76.5	79.3	80.1	81.0	81.9
30	min	33.8	36.1	38.6	40.1	40.5	41.0	41.4
60	min	20.9	21.5	22.3	24.0	24.1	24.4	24.7
120	min	12.1	12.6	12.9	13.4	13.5	13.6	13.7
180	min	8.95	9.58	9.80	10.0	10.1	10.2	10.3
240	min	7.40	7.69	7.88	8.00	8.06	8.10	8.14
300	min	6.45	6.67	6.79	6.89	6.92	6.96	7.02
600	min	3.68	3.78	3.84	3.86	3.89	3.92	3.95
1200	min	1.92	1.95	1.98	2.01	2.03	2.05	2.06

- Discharge Rates in Amperes to Various End Voltages at 25°C(77°F)

Time	End Voltage	1.85V	1.80V	1.75V	1.70V	1.67V	1.65V	1.60V
5	min	64.2	71.7	75.2	78.3	79.5	80.9	83.2
10	min	44.4	47.4	49.9	51.9	52.8	53.7	55.3
15	min	34.7	37.2	38.8	40.3	40.9	41.4	42.3
30	min	17.9	19.4	20.5	21.3	21.5	21.9	22.5
60	min	10.7	11.5	12.1	12.3	12.4	12.5	12.6
120	min	6.06	6.28	6.41	6.53	6.57	6.62	6.68
180	min	4.50	4.75	4.85	4.93	4.96	5.00	5.05
240	min	3.76	3.85	3.92	3.97	3.99	4.02	4.04
300	min	3.31	3.38	3.42	3.46	3.47	3.49	3.51
600	min	1.89	1.92	1.93	1.95	1.96	1.97	1.98
1200	min	0.96	0.99	1.00	1.01	1.02	1.03	1.04

All data on the spec. sheet is an average value:

The tolerance range : $X < 6\text{min}$ (+15%~-15%), $6\text{min} \leq X < 10\text{min}$ (+12%~-12%), $10\text{min} \leq X < 60\text{min}$ (+8%~-8%), $X \geq 60\text{min}$ (+5%~-5%)

200125-1G