

### ⚡ Specifications

#### Nominal Voltage(V)

2V

#### Nominal Capacity

10 hour rate	(30A to 1.80V)	300Ah
5 hour rate	(51A to 1.70V)	255Ah
1 hour rate	(180A to 1.60V)	180Ah
1 C	(300A to 1.60V)	150Ah

#### Weight

Approx. 20.5kg(45.1Lbs.)

#### Internal Resistance (at 1KHz)

Approx. 0.5 mΩ

#### Maximum Discharge Current for

5 seconds: 1800A

#### Charging Methods at 25°C(77°F)

Cycle use:	
Charging Voltage	2.33 to 2.36V
Coefficient -5.0mV/°C/cell	
Maximum Charging Current :	90A
Standby use:	
Float Charging Voltage	2.21 to 2.25V
Coefficient -3.0mV/°C/cell	

#### Operating Temperature Range

Charge	-15°C(5°F)	to	40°C(104°F)
Discharge	-15°C(5°F)	to	50°C(122°F)
Storage	-15°C(5°F)	to	40°C(104°F)

#### Charge Retention (shelf life) at 20°C(68°F)

1 month	98%
3 month	94%
6 month	85%

#### Case Material

ABS UL94 HB  
Option: Flammability resistance of (UL94 V-0)

#### Design Life

EUROBAT(20°C) : >12 YEARS VERY LONG LIFE

#### Terminal

F18



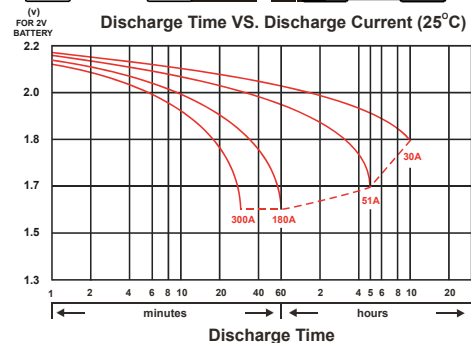
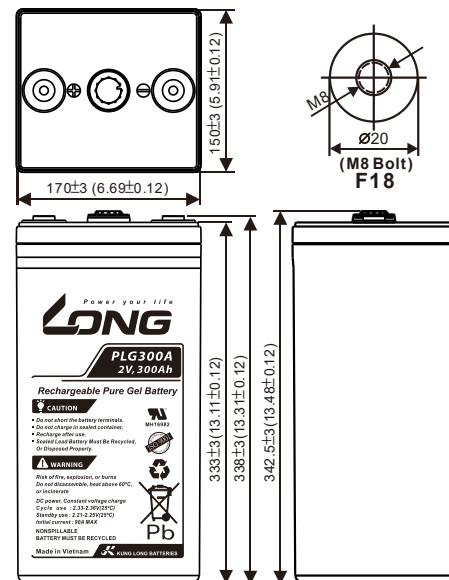
### ⚡ Dimensions

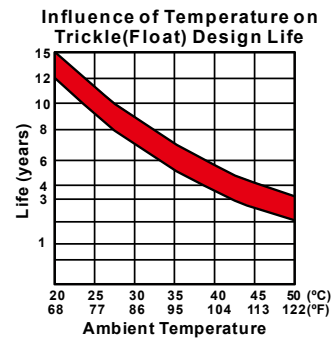
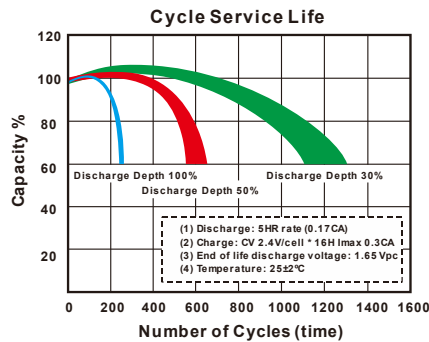
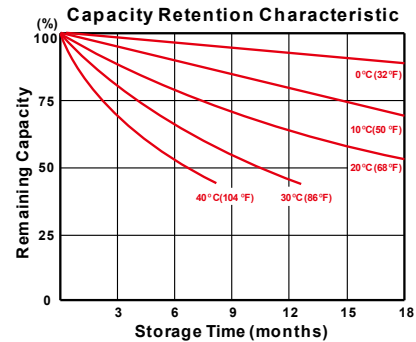
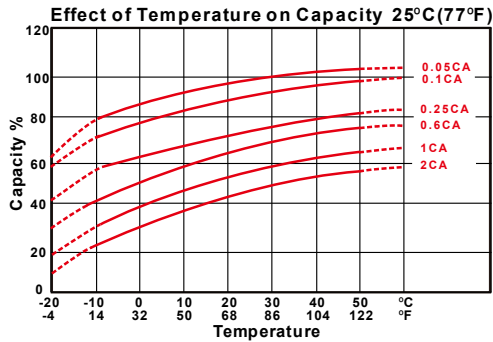
Length (L)	170±3 (6.69±0.12)
Width (W)	150±3 (5.91±0.12)
Height (H)	333±3 (13.11±0.12)
Overall Height (HT)	342.5±3 (13.48±0.12)

#### Description of torque value of hardware for the terminals:

Recommended torque value	M8:12 N-m (122kgf-cm)
Maximum allowable torque value	M8:20 N-m (204kgf-cm)

mm(inch)





### - PERFORMANCE DATA

#### Discharge Rates in Watts to Various End Voltages at 25°C(77°F)

End Voltage		1.85V	1.80V	1.75V	1.70V	1.65V	1.60V
20	min	490	549	582	612	637	657
30	min	459	488	511	528	544	557
60	min	258	282	300	315	328	336
120	min	159	169	179	187	195	200
180	min	121	129	137	143	150	155
240	min	103	109	114	119	123	125
300	min	90.9	96.0	99.8	104	106	108
360	min	80.5	84.9	88.0	90.4	92.2	93.7
480	min	64.2	67.4	69.8	71.9	73.4	74.5
600	min	53.9	56.6	58.7	60.4	61.7	62.4
1200	min	28.7	29.9	30.8	31.5	32.3	32.8

#### - Discharge Rates in Amperes to Various End Voltages at 25°C(77°F)

End Voltage		1.85V	1.80V	1.75V	1.70V	1.65V	1.60V
20	min	234	274	301	328	350	362
30	min	207	238	262	284	301	309
60	min	128	144	157	167	174	180
120	min	88.3	92.4	96.9	101	105	107
180	min	65.1	69.5	72.3	74.9	77.3	79.6
240	min	51.4	54.8	57.3	59.4	61.4	63.1
300	min	44.7	47.5	49.5	51.3	52.9	54.2
360	min	38.2	40.5	42.5	44.3	45.7	46.7
480	min	31.7	33.3	34.5	35.5	36.3	37.1
600	min	27.6	30.0	30.2	30.8	31.4	31.9
1200	min	14.2	15.1	15.3	15.8	16.2	16.4

All data on the spec. sheet is an average value:

The tolerance range : X<6min(+15%~-15%), 6min ≤ X<10min(+12%~-12%), 10min ≤ X < 60min(+8%~-8%), X ≥ 60min(+5%~-5%)

200125-1D