

⚡ Specifications

Nominal Voltage(V)

2V

Nominal Capacity

10 hour rate	(40A	to	1.80V)	400Ah
5 hour rate	(68A	to	1.70V)	340Ah
1 hour rate	(240A	to	1.60V)	240Ah
1 C	(400A	to	1.60V)	200Ah

Weight

Approx. 27kg(59.4lbs.)

Internal Resistance (at 1KHz)

Approx. 0.5 mΩ

Maximum Discharge Current for

5 seconds: 2400A

Charging Methods at 25°C(77°F)

Cycle use:	
Charging Voltage	2.33 to 2.36V
Coefficient	-5.0mV/°C/cell
Maximum Charging Current :	120A
Standby use:	
Float Charging Voltage	2.21 to 2.25V
Coefficient	-3.0mV/°C/cell

Operating Temperature Range

Charge	-15°C(5°F)	to	40°C(104°F)
Discharge	-15°C(5°F)	to	50°C(122°F)
Storage	-15°C(5°F)	to	40°C(104°F)

Charge Retention (shelf life) at 20°C(68°F)

1 month	98%
3 month	94%
6 month	85%

Case Material

ABS UL94 HB
Option: Flammability resistance of (UL94 V-0)

Design Life

EUROBAT(20°C) : >12 YEARS VERY LONG LIFE

Terminal

F18



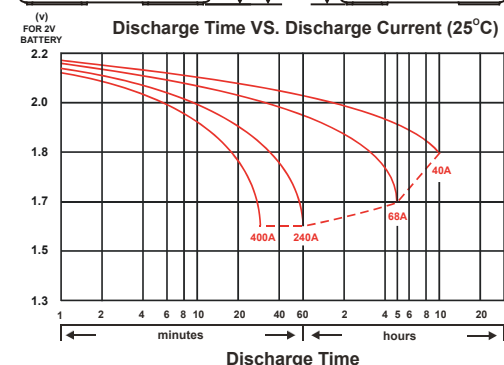
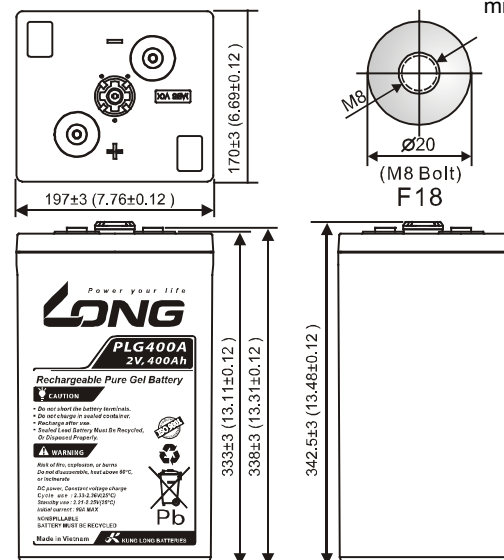
⚡ Dimensions

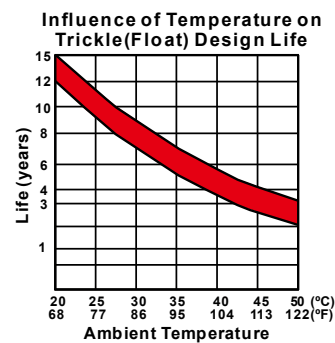
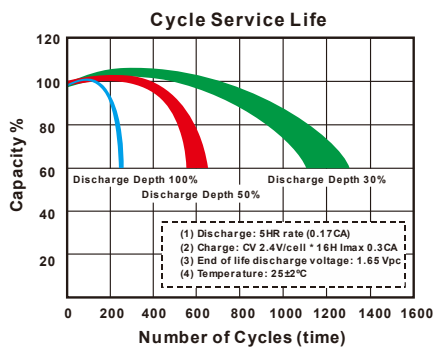
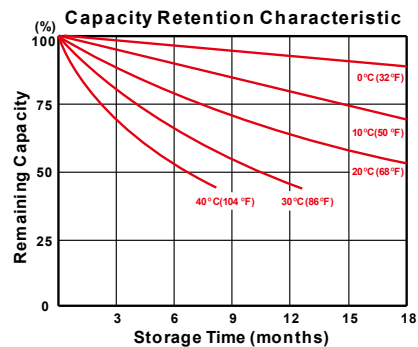
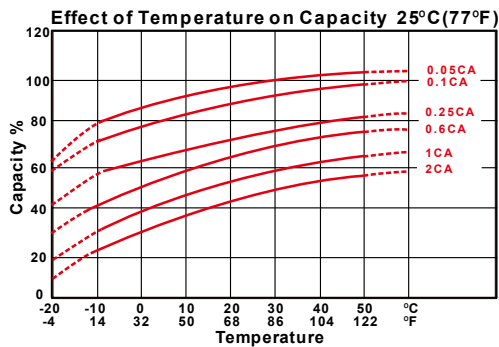
Length (L)	197±3 (7.76±0.12)
Width (W)	170±3 (6.69±0.12)
Height (H)	333±3 (13.11±0.12)
Overall Height (HT)	342.5±3 (13.48±0.12)

Description of torque value of hardware for the terminals:

Recommended torque value	M8:12 N-m (122kgf-cm)
Maximum allowable torque value	M8:20 N-m (204kgf-cm)

mm(inch)





- PERFORMANCE DATA

Discharge Rates in Watts to Various End Voltages at 25°C(77°F)

End Voltage		1.85V	1.80V	1.75V	1.70V	1.65V	1.60V
Time							
20	min	596	672	739	801	857	898
30	min	546	616	666	706	742	760
60	min	360	394	419	436	449	458
120	min	235	249	258	267	275	281
180	min	178	188	195	202	208	212
240	min	141	152	158	164	169	173
300	min	124	133	138	142	145	147
360	min	106	113	115	118	121	123
480	min	86.8	92.4	95.2	97.0	98.9	99.9
600	min	75.5	78.5	79.9	81.2	82.3	83.1
1200	min	40.2	41.8	42.9	43.7	44.3	44.7

- Discharge Rates in Amperes to Various End Voltages at 25°C(77°F)

End Voltage		1.85V	1.80V	1.75V	1.70V	1.65V	1.60V
Time							
20	min	328	379	419	456	487	505
30	min	280	321	352	379	400	413
60	min	180	199	212	224	236	244
120	min	115	124	132	139	146	150
180	min	88.8	95.2	100	104	108	111
240	min	69.6	73.6	78.3	81.6	84.2	85.8
300	min	59.8	63.1	66.3	69.4	71.5	73.0
360	min	54.0	56.8	59.4	61.6	63.4	64.7
480	min	42.9	45.1	46.7	48.1	49.5	50.3
600	min	37.9	40.0	41.1	42.2	43.0	43.5
1200	min	20.0	20.7	21.2	21.7	22.1	22.4

All data on the spec. sheet is an average value:

The tolerance range : X<6min(+15%~-15%), 6min ≤ X<10min(+12%~-12%), 10min ≤ X<60min(+8%~-8%), X ≥ 60min(+5%~-5%)

200125-1D