

⚡ Specifications

Nominal Voltage(V)

12V

Nominal Capacity

20 hour rate	(0.85A to 10.50V)	17Ah
10 hour rate	(1.53A to 10.50V)	15.3Ah
5 hour rate	(2.75A to 10.20V)	13.73Ah
1 C	(17A to 9.60V)	8.5Ah
3 C	(51A to 9.60V)	5.1Ah

Weight

Approx. 4.81kg(10.58Lbs.)

Internal Resistance (at 1KHz)

Approx. 12.67 mΩ

Maximum Discharge Current for

5 seconds: 255A

Charging Methods at 25°C(77°F)

Maximum Charging Current :	5.1A
Standby use:	
Float Charging Voltage	13.5 to 13.8V
Coefficient -3.0mV/°C/cell	

Operating Temperature Range

Charge	-15°C(5°F) to 40°C(104°F)
Discharge	-15°C(5°F) to 50°C(122°F)
Storage	-15°C(5°F) to 40°C(104°F)

Charge Retention (shelf life) at 20°C(68°F)

1 month	97%
3 month	92%
6 month	85%

Case Material

ABS UL94 HB
Option: Flammability resistance of (UL94 V-0)

Design Life

EUROBAT(20°C): 3-5 YEARS STANDARD COMMERCIAL

Terminal

F3



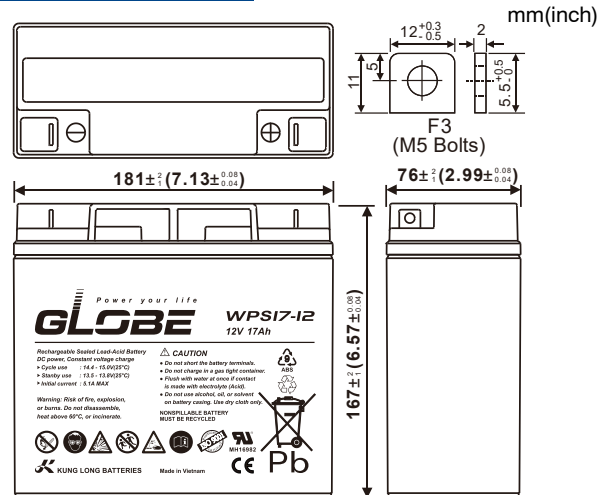
⚡ Dimensions

Length (L) 181 ± 0.08 (7.13 \pm 0.04)

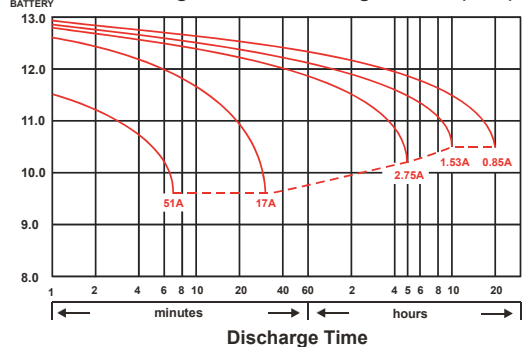
Width (W) 76 ± 0.08 (2.99 \pm 0.04)

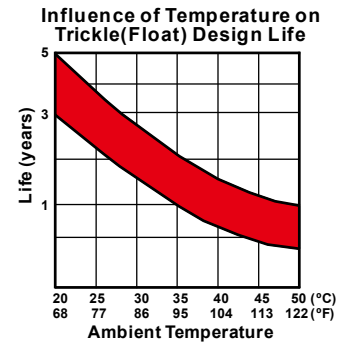
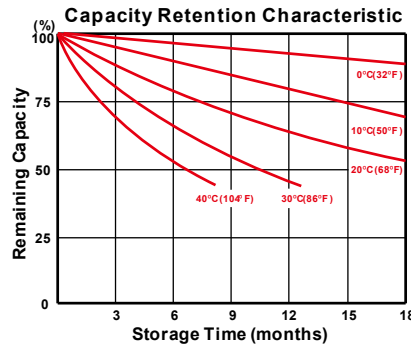
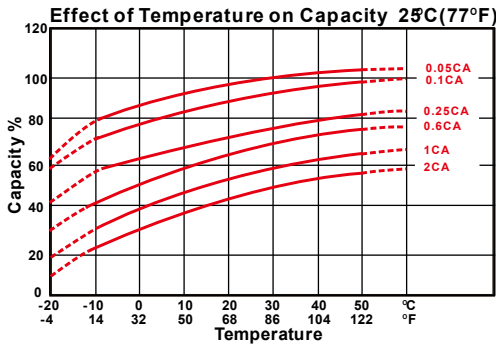
Height (H) 167 ± 0.08 (6.57 \pm 0.04)

Overall Height (HT) 167 ± 0.08 (6.57 \pm 0.04)



(V) FOR 12V BATTERY Discharge Time VS. Discharge Current (25°C)





- PERFORMANCE DATA

Discharge Rates in Watts to Various End Voltages at 25°C(77°F)

End Voltage		1.85V	1.80V	1.75V	1.70V	1.67V	1.65V	1.60V
10	min	72.5	76.7	80.7	82.5	84.0	84.6	85.2
15	min	48.8	50.4	51.3	51.3	51.8	52.1	52.3
30	min	29.8	31.6	33.0	33.5	34.0	34.6	35.0
45	min	23.2	24.6	25.7	26.1	26.5	27.0	27.3
60	min	16.6	18.1	19.0	19.3	19.5	19.7	19.9
90	min	11.3	12.3	12.9	13.1	13.3	13.4	13.5
120	min	8.60	9.50	10.2	10.7	11.0	11.2	11.4
180	min	6.74	7.05	7.29	7.48	7.49	7.64	7.71
240	min	5.49	5.63	5.72	5.78	5.84	5.93	5.95
300	min	4.62	4.77	4.85	4.90	4.95	4.98	5.01
480	min	3.18	3.35	3.44	3.50	3.56	3.59	3.63
600	min	2.54	2.64	2.72	2.76	2.80	2.83	2.86
1200	min	1.48	1.53	1.57	1.59	1.61	1.63	1.65

- Discharge Rates in Amperes to Various End Voltages at 25°C(77°F)

End Voltage		1.85V	1.80V	1.75V	1.70V	1.67V	1.65V	1.60V
10	min	33.3	35.1	36.3	37.1	37.9	38.5	38.9
15	min	24.4	26.0	27.2	27.9	28.6	29.1	29.6
30	min	14.9	16.1	17.0	17.5	17.8	18.1	18.3
45	min	9.81	10.3	10.7	11.0	11.1	11.2	11.3
60	min	8.68	9.12	9.49	9.71	9.85	9.95	10.0
90	min	6.43	6.55	6.61	6.63	6.65	6.67	6.68
120	min	5.21	5.46	5.65	5.74	5.79	5.82	5.85
180	min	3.52	3.70	3.82	3.91	4.00	4.05	4.10
240	min	2.90	3.07	3.16	3.20	3.23	3.26	3.28
300	min	2.68	2.74	2.79	2.82	2.84	2.86	2.88
480	min	1.51	1.59	1.64	1.67	1.69	1.71	1.73
600	min	1.32	1.46	1.55	1.57	1.58	1.59	1.60
1200	min	0.801	0.828	0.851	0.862	0.872	0.881	0.892

All data on the spec. sheet is an average value:

The tolerance range : $X < 6\text{min}$ (+15%~-15%), $6\text{min} \leq X < 10\text{min}$ (+12%~-12%), $10\text{min} \leq X < 60\text{min}$ (+8%~-8%), $X \geq 60\text{min}$ (+5%~-5%)

290426-1G-V